



# Home-to-School Transportation Information 2024-2025

The Simcoe County Student Transportation Consortium (SCSTC) provides student transportation services within Simcoe County for the:

- Simcoe County District School Board (SCDSB); and
- Simcoe Muskoka Catholic District School Board (SMCDSB).

The role of the SCSTC includes contracting School Vehicle Operators on behalf of the SCDSB and SMCDSB.

*Did you know* the SCSTC:

- Transports more than 38,000 students to and from school daily;
- Services over 150 schools in Simcoe County; and
- Contracts approximately 700 school vehicles.

SCSTC contracted school vehicles travel about 65,000km each day  
– that’s equivalent to more than 1.6 times around the equator!

**[www.simcoecountyschoolbus.ca](http://www.simcoecountyschoolbus.ca)**

Subscribe for bus delays at the SCSTC website by clicking the ‘Subscription Service’ icon.



@SCSTC\_SchoolBus



@SCSTC\_SchoolBus

YouTube



# Transportation Eligibility



To determine if your primary address is eligible for transportation, visit the SCSTC website and click on 'Am I Eligible for Transportation?'

To be eligible for transportation, a student's primary address must be within the school's catchment area and outside the designated walk distance policy of the SCDSB and SMCDSD.

The maximum walking distances are:

- **Grades JK to 8: 1.6 km**
- **Grades 9 to 12: 3.2 km**

Measurements from home to school are calculated from the residential property line closest to the school, to the closest entrance to the school property using public roads and walkways. The boundary of each walking zone will reflect the most direct and practical walking route from home school to home.

# Weather Related Vehicle Cancellations

- Weather related school vehicles cancellations are confirmed by the SCSTC contracted School Vehicles Operators in consultation with the SCSTC.
- Every effort is made to communicate the decision to cancel school vehicles in Simcoe County between 6:00 am and 6:30 am.
- Weather related school vehicle cancellations will be communicated through the SCSTC website, the local media and the SCSTC X (Twitter) account.
- If school vehicle services are cancelled in the morning, they will not run in the afternoon. Cancellations remain in effect for the entire day.
- Weather related school vehicle cancellations may be specific to a single weather zone, multiple weather zones or comprise of a total Simcoe County cancellations.
- To confirm which weather zone your student's school is in, please visit: [www.simcoecountyschoolbus.ca](http://www.simcoecountyschoolbus.ca) and click on the weather zone dropdown arrow to display the list of schools in each weather zone.



School vehicle cancellation information is communicated through:

- Local media
- SCSTC website
- SCSTC X (Twitter)
- 'BusPlanner Delays' App

# Responsibilities of Parents/ Guardians Relating to Student Transportation

1. Know their children's transportation information, including School Vehicle Operator name, route number, school vehicle stop location and scheduled pick-up and drop-off times.
2. Assume responsibility to have their children arrive at the bus stop at least five (5) minutes before their scheduled pick-up time.
3. Assume responsibility for their children's safety and behavior while they wait to board the school vehicle.
4. Assume responsibility for their children when they are dropped off at their designated end-of-day school vehicle stop.
5. Recognize that student transportation is a privilege that can be suspended or revoked if expectations are not met.
6. Cooperate with the school vehicle driver, School Vehicle Operator, SCSTC and the school Principal to ensure that their children conduct themselves in an appropriate manner on the school vehicle.
7. Understand that the school vehicle is viewed as an extension of the classroom, and as such, student discipline on the school vehicle falls under the responsibility of the school Principal.
8. Inform their children about school vehicle safety and behaviour rules.
9. Report to the school any problems or concerns that occurred on the school vehicle, identifying the school vehicle route number, date, time and the nature of the problem.
10. Complete and update any medical/life-threatening information for their children (if applicable) and submit to their school Principal.
11. Apply through the school to request any modification to their children's transportation.
12. Assume responsibility for all deliberate damage or acts of vandalism caused by their children at the school vehicle stop or on the school vehicle.
13. Be familiar with their school's weather zone for school vehicle cancellations.



Visit the 'Policies' page of the SCSTC website for more information, including the responsibilities of:

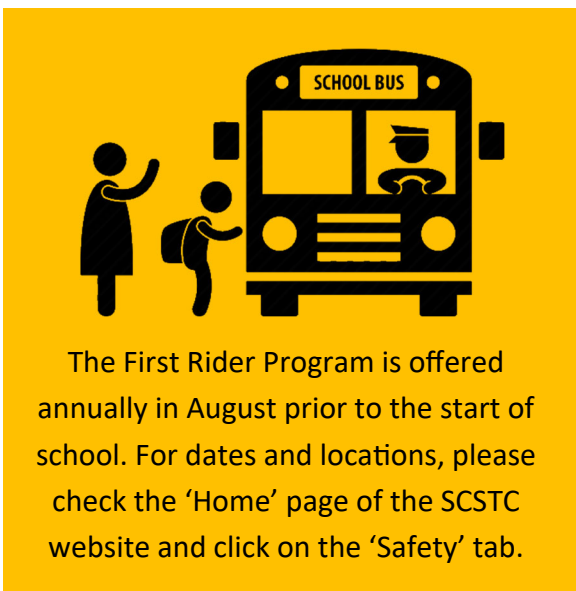
- Students
- Parents/Guardians
- School Vehicle Driver
- School Vehicle Operator
- School Principal
- SCSTC

# First Rider Program: A Program for First-Time JK/SK Bus Riders



The SCSTC is pleased to welcome your child to the experience of riding on the school bus for the first time! We invite you and your child to take part in the **FREE** informative **First Rider Program** - a school bus safety program for first-time school bus riders, which includes a ride on a real school bus!

This **FREE** program is provided by the SCSTC, in partnership with our School Vehicle Operators, to educate students and their families about the rules and responsibilities on and around the school vehicle. Each identical session will run for approximately one hour. Parents or guardians and their students attending school in Simcoe County may attend *any* of the sessions. No registration is required.



The First Rider Program is offered annually in August prior to the start of school. For dates and locations, please check the 'Home' page of the SCSTC website and click on the 'Safety' tab.

The format for the First Rider Program is as follows (approximately one hour):

1. Offered in August of each year at schools throughout Simcoe County.
2. Topics covered include: school bus facts, safety roles on and around the school bus and responsibilities of riding the school bus.
3. Viewing of a school bus safety video.
4. Students and families are taken on a short school bus ride to practice safe school bus riding procedures.


# Bus Tag Safety Program

(Offered to JK, SK and other school-identified students)

The bus tag is designed to assist school staff in placing Junior Kindergarten, Senior Kindergarten and other school identified students on the correct school vehicle at the end of the school day. It also indicates the student's PM stop location and acts as a visual reminder for the school vehicle driver that the student must be met by a parent or guardian.

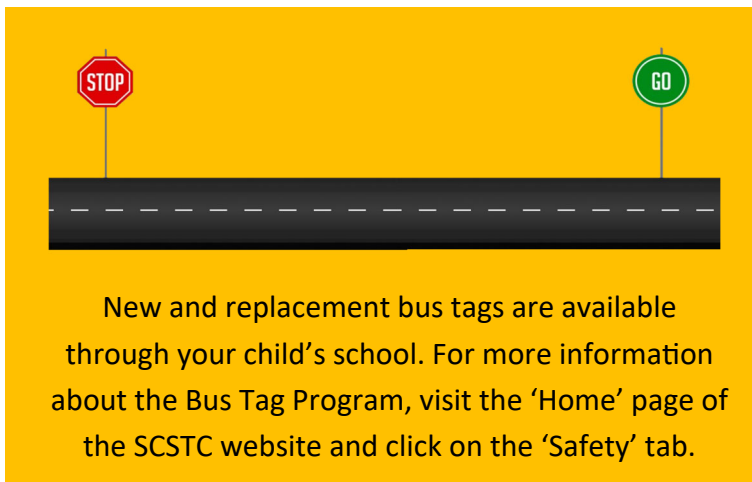
The Bus Tag Program provides:

- A **colour coded bus tag** with the student's assigned PM route number and PM school vehicle stop location to be attached to the student's backpack; and
- A **colour coded route number card** in the windows of the school vehicle that the bus tag can be matched to.



The bus tag supports school staff in boarding students onto the correct school vehicle by matching the route number and colour on the tag with the route number and card on the school vehicle.

The bus tag supports school vehicle drivers by indicating to them which school vehicle stop the student is assigned to disembark at. It also reminds drivers which students are to be met by a parent or guardian.



New and replacement bus tags are available through your child's school. For more information about the Bus Tag Program, visit the 'Home' page of the SCSTC website and click on the 'Safety' tab.

**It is the responsibility of the parents/guardians to ensure that their Junior Kindergarten (JK), Senior Kindergarten (SK), French Immersion (SCDSB only) and other school identified children are met by a parent or guardian at the designated end of day school vehicle stop.**

**(Reference SCSTC Policy TR04)**

# How Do I?

*... find out if my student is eligible for home-to-school transportation?*

Visit [www.simcoecountyschoolbus.ca](http://www.simcoecountyschoolbus.ca) and click on the **'Am I Eligible for Transportation?'** link.

*... access my eligible student's assigned transportation information?*

All student specific school bus information is available through your school of attendance.

*... receive notification of my student's bus running 15 minutes late or more?*

Visit the SCSTC website to sign up for delay notification emails. Click **'Subscribe Now'** near the bottom of the main page.

**OR** Download the app **'BusPlanner Delays'** from the App Store or Google Play to receive push notifications for delays directly to your device.

*... make a change to my student's designated bus stop location?*

All requests for changes must be made through your school of attendance. Visit [www.simcoecountyschoolbus.ca](http://www.simcoecountyschoolbus.ca) and refer to **Policies TE03 and TE08** under the **'Policies'** tab for further details.

*... change my student's pick-up or drop-off time?*

This request cannot be accommodated—bus routes have been planned by the SCSTC to be safe, equitable, efficient and within policy while meeting the needs of all eligible students.

*... request my student access another bus stop?*

Students must utilize their assigned home-to-school transportation only. Requests for alternative transportation arrangements must be made through your school of attendance and will be considered following related policies.

*... add an alternate guardian to meet my student at their PM bus stop?*

Any changes to guardians approved to meet your student at their PM bus stop must be identified through your school of attendance.



Additional information about school vehicle transportation in Simcoe County (including FAQs and Policies) can be found on the SCSTC website.

# Top 10: Bus Safety Rules



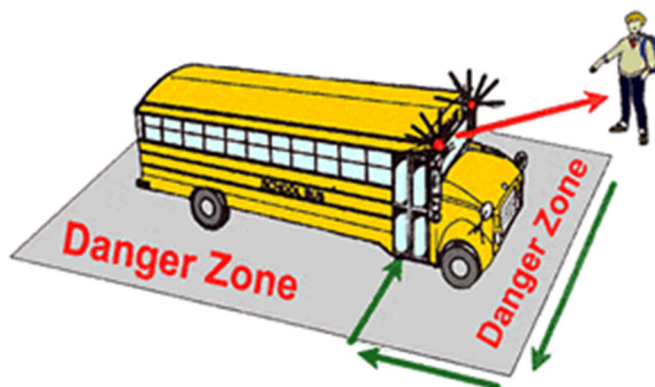
Teach your children the correct procedures and proper behavior on and around school vehicles.

1. Always be on time for the bus.
2. Do not push or shove.
3. Find a seat and sit quietly.
4. Always talk quietly.
5. Always remain in your seat.
6. Never eat or drink on the bus.
7. Know and recognize your school.
8. Know and recognize your bus stop.
9. Always hold onto the handrail when boarding and departing the bus.
10. Know the danger zones around the bus.

## Know the Danger Zones

- Every child must know the Danger Zones around the school bus.
- Children should never enter the Danger Zones.
- If a child can touch the bus, they are too close.
- If a child must cross the street, know all the rules to cross safely:
  - ◇ Be sure you can see the driver and that the driver can see you.
  - ◇ Watch for the driver's signal (thumbs up) that it is safe to cross.
  - ◇ Stop when you reach the edge of the bus.
  - ◇ Listen carefully and look both ways to be sure it is safe before you cross.

### The School Bus Danger Zones:



- The '10 Giant Steps' rule is a good measurement for children to identify the Danger Zones around the school bus, particularly when crossing in front of the bus. Children should take 10 giant steps away from the bus and 10 giant steps past the front of the bus if they need to cross the roadway.

# SCSTC Information Resources



Website [www.simcoecountyschoolbus.ca](http://www.simcoecountyschoolbus.ca)

- Delays and Cancellations
- Safety Programs
- Contact Info
- 'Transportation Eligibility' Query
- FAQs and Policies
- Parent/Guardian and Student Responsibilities



Social [@SCSTC\\_SchoolBus](https://twitter.com/SCSTC_SchoolBus)



YouTube

- 'How to' Videos
- Bus Cancellations
- SCSTC 'Did You Know' Videos
- Transportation Information



App **BusPlanner Delays**

- Receive delay and general cancellation notifications directly to your device.
- Download the 'BusPlanner Delays' app from the App Store or Google Play.
- Choose 'Simcoe County STC' as the Transportation Authority during set-up.



Email [info@scstc.ca](mailto:info@scstc.ca)

- For more information or for questions or concerns, please email the SCSTC.

## My Bussing Information:

Morning (AM)	Afternoon (PM)
Route Number:	Route Number:
Pick-up Time:	Drop-off Time:
Stop Location:	Stop Location:
Bus Company:	Bus Company:
My school weather zone is: _____. My SCSTC bus tag colour is: _____.	